



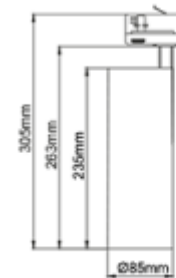
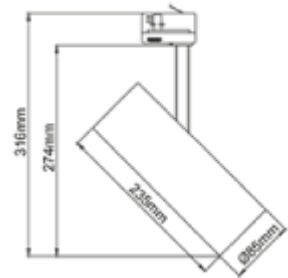
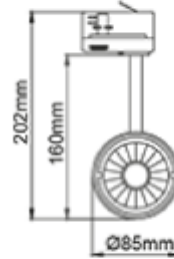
FDV SPEC SHEET

Silindir Maxi

Art. no: 1005-6-30-2



Lighting Solutions



Silindir Maxi



Art. no: 1005-6-30-2

LIGHT TECHNICAL

Lightsource Type:	LED (built in)
Lumen Output:	2836
Lumen LED (tc=25):	3400
Beam Angle:	30
CCT (Color Temperature):	3000
CRI / Ra:	90
Color Code:	930
MacAdam (SDCM):	3
Lens (Diffuser):	Clear
UGR (<=):	13

MOUNTING / CONNECTION

Connection:	Track 3-Circuit
Mounting:	Track, Ceiling

ELECTRICAL DATA

Dimming:	None
System Power [W]:	28
System Voltage [V]:	230V 50Hz
Protection Class:	1
Max load pr circuit - B10:	14
Max load pr circuit - B16:	24
Max load pr circuit - C10:	24
Max load pr circuit - C16:	40
Leakage current [mA]:	0,45
Inrush current I _{max} [A]:	25
Inrush current time [µs]:	200
Socket / Cap-Base:	N/A
Current Output [mA]:	700
Voltage Forward Min [V]:	29,2
Voltage Forward Max [V]:	41,6



FDV SPEC SHEET

Silindir Maxi

Art. no: 1005-6-30-2



Lighting Solutions

PRODUCT

Ingress Protection:	IP20
Lifetime [h]:	L80B10: 60 000
Color:	Black
Height [mm]:	305
Width [mm]:	85
Weight [kg]:	1,3