


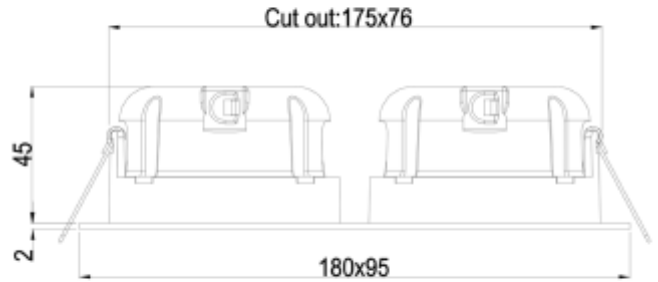


FDV SPEC SHEET


Tigrus Square Double 360° Adjustable
Art. no: 27927-D2W-36-2



 175x76mm



Tigrus Square Double 360° Adjustable



Art. no: 27927-D2W-36-2

LIGHT TECHNICAL

Lumen Output:	1000
Lumen LED (tc=25):	1100
Beam Angle:	36°
CCT (Color Temperature):	3000-1800K D2W
CRI / Ra:	95
Color Code:	930-918
MacAdam (SDCM):	3
Lens (Diffuser):	Clear

MOUNTING / CONNECTION

Connection:	QuickConnect
Cut-out [mm]:	175x76
Mounting:	Recessed, Ceiling

ELECTRICAL DATA

Dimming:	Phase-Cut
Dimming Phasecut Type:	Leading / Trailing edge
Flickerfree:	Yes
System Power [W]:	16
System Voltage [V]:	230V 50Hz
Protection Class:	2
Max load pr circuit - B10:	35
Max load pr circuit - B16:	56
Max load pr circuit - C10:	74
Max load pr circuit - C16:	118
Leakage current [mA]:	5
Inrush current I _{max} [A]:	5
Inrush current time [µs]:	300
Socket / Cap-Base:	N/A
Current Output [mA]:	700
Voltage Forward Min [V]:	15,5
Voltage Forward Max [V]:	18,5
Dimming Phasecut Type:	Leading / Trailing edge



FDV SPEC SHEET

Tigrus Square Double 360° Adjustable
Art. no: 27927-D2W-36-2



PRODUCT	
To be recessed in insulation:	Yes, recessed in insulation
Ingress Protection:	IP44
Impact Protection:	IK02
Color:	Black
Length [mm]:	180
Height [mm]:	47
Width [mm]:	95