



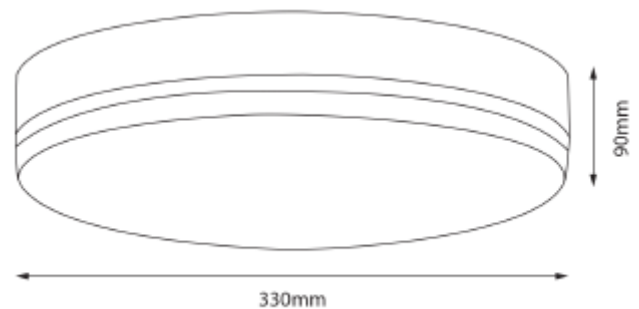
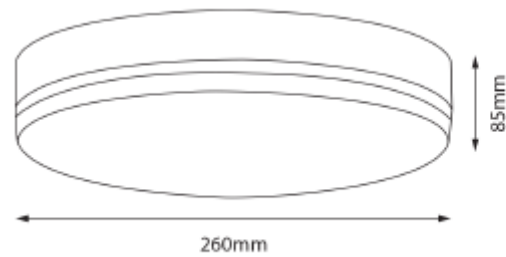
## FDV SPEC SHEET

Caph


Art. no: 9030-120-3



Lighting Solutions



# Caph



Art. no: 9030-120-3

### LIGHT TECHNICAL

Lightsource Type:	LED (built in)
Lumen Output:	1250
Lumen LED (tc=25):	1300
Beam Angle:	120°
CCT (Color Temperature):	3/4/5700
CRI / Ra:	80
Color Code:	830/840/857
Lens (Diffuser):	Opal

### MOUNTING / CONNECTION

Connection:	QuickConnect
Mounting:	Surface, Ceiling

### ELECTRICAL DATA

Dimming:	None
System Power [W]:	12
System Voltage [V]:	230V 50Hz
Protection Class:	2
Max load pr circuit - B10:	88
Max load pr circuit - B16:	141
Max load pr circuit - C10:	95
Max load pr circuit - C16:	152
Leakage current [mA]:	0,75
Inrush current I <sub>max</sub> [A]:	23,8
Inrush current time [µs]:	27,2
Socket / Cap-Base:	N/A



## FDV SPEC SHEET

Caph

Art. no: 9030-120-3



*Lighting Solutions*

### PRODUCT

Ingress Protection:	IP20
Impact Protection:	IK08
Lifetime [h]:	L80B10: 100 000
Color:	White
Height [mm]:	85
Width [mm]:	260
Weight [kg]:	0,57
Housing Material :	Polycarbonate
Diffuser Material:	Polycarbonate