



## PRODUCT SHEET

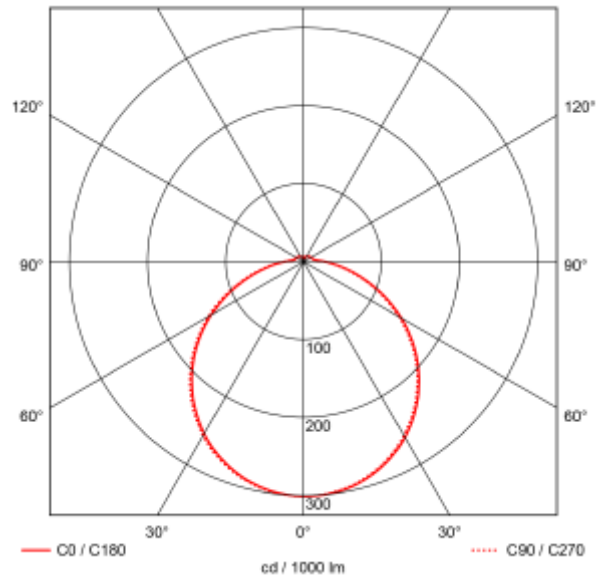
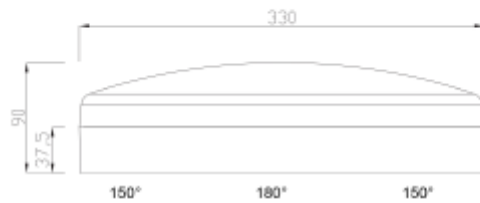
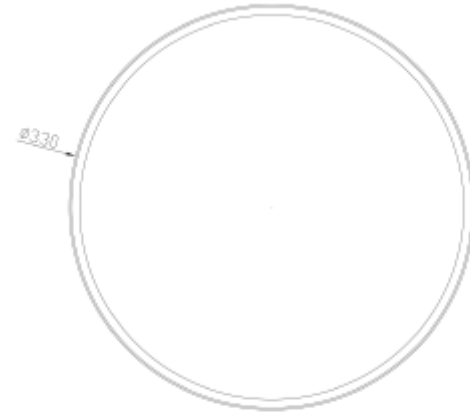
Caph

Art. no: 9035-S-120-3



Lighting Solutions

# Caph



### SPECIFICATIONS

Lightsource Type:	LED (built in)
System Power [W]:	24W
CCT (Color Temperature):	3/4/5700
CRI / Ra:	80
Lumen Output:	2665lm
Lumen LED (tc=25):	2700lm
Beam Angle:	120°
Lens (Diffuser):	Opal
Dimming:	Sensor (MW)
System Voltage [V]:	230V 50Hz
Connection:	QuickConnect
Mounting:	Surface, Ceiling
Lifetime [h]:	L80B10: 100 000h
Lumen/W:	119lm/W
Color:	White
Height [mm]:	90mm
Width [mm]:	330mm
Weight [kg]:	0,84kg

Caph is as surface mounted ceiling light with opal diffuser and microwave motion and daylight sensor.

Default setting sensor: Hold time 5mins, daylight off.

Comes with a switch option between 3000K(default), 4000K and 5700K. Quickconnect for easy installation.

All data is based on 4000K