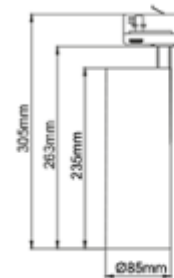
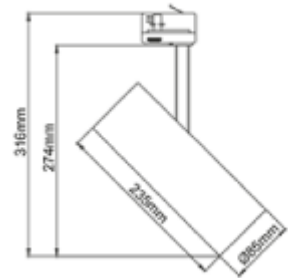
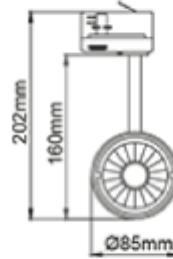




FDV SPEC SHEET
 Silindir Maxi
 Art. no: 1005-7-30-3-ddd



Silindir Maxi



Art. no: 1005-7-30-3-ddd

LIGHT TECHNICAL

Lightsource Type:	LED (built in)
Lumen LED (tc=25):	3350
Beam Angle:	30°
CRI / Ra:	95
Color Code:	935
MacAdam (SDCM):	3
Lens (Diffuser):	Clear

MOUNTING / CONNECTION

Connection:	Track 3-Circuit
Mounting:	Track, Ceiling

PRODUCT

Ingress Protection:	IP20
Lifetime [h]:	L80B10: 60 000
Color:	Corten
Height [mm]:	305
Width [mm]:	85
Weight [kg]:	1,3

ELECTRICAL DATA

Dimming:	DALI
System Power [W]:	27
System Voltage [V]:	230V 50Hz
Protection Class:	1
Max load pr circuit - B10:	14
Max load pr circuit - B16:	24
Max load pr circuit - C10:	24
Max load pr circuit - C16:	40
Inrush current I _{max} [A]:	25
Inrush current time [µs]:	150
Socket / Cap-Base:	N/A
Current Output [mA]:	700
Voltage Forward Min [V]:	16,7
Voltage Forward Max [V]:	34,8