



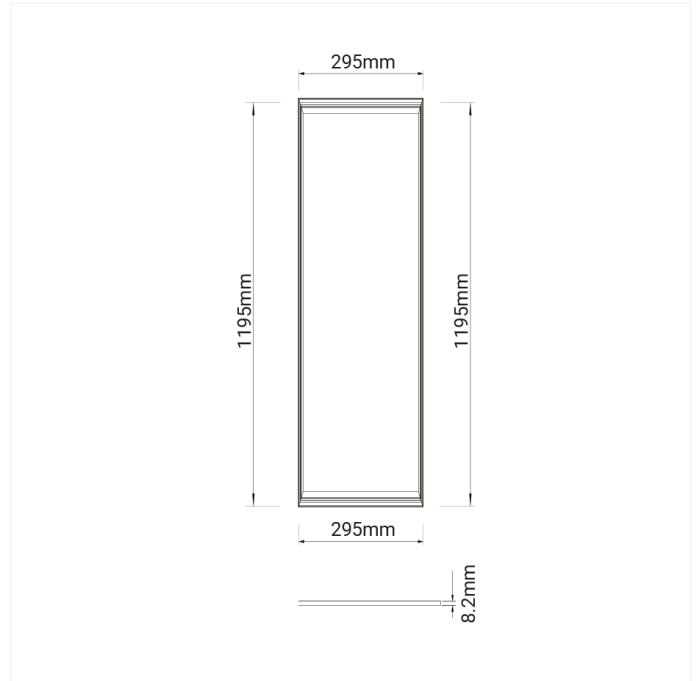

FDV SPEC SHEET

Panel


Art. no: 0321-3-01-3



Lighting Solutions



Panel



Art. no: 0321-3-01-3

LIGHT TECHNICAL

Lightsource Type:	LED (built in)
Lumen Output:	4399
Lumen LED (tc=25):	4900
Beam Angle:	110°
CCT (Color Temperature):	4000
CRI / Ra:	80
Color Code:	840
Lens (Diffuser):	Opal

MOUNTING / CONNECTION

Connection:	EPN0024
Mounting:	Recessed, Ceiling

ELECTRICAL DATA

Dimming:	Depending on Driver
System Power [W]:	36
System Voltage [V]:	230V 50Hz
Protection Class:	2
Max load pr circuit - B10:	14
Max load pr circuit - B16:	24
Max load pr circuit - C10:	24
Max load pr circuit - C16:	40
Inrush current I _{max} [A]:	25
Inrush current time [μs]:	150



FDV SPEC SHEET

Panel

Art. no: 0321-3-01-3



Lighting Solutions

PRODUCT

Ingress Protection:	IP40
Impact Protection:	IK05
Operating Temperature [°C]:	-
Lifetime [h]:	L80B50: 100 000
Color:	White
Length [mm]:	295
Height [mm]:	8,6
Width [mm]:	1195
Weight [kg]:	2,6