



PRODUCT SHEET

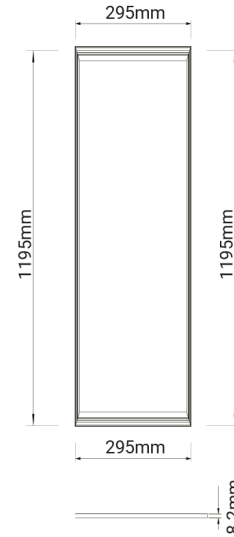

Panel

Art. no: 0321-3-01-3

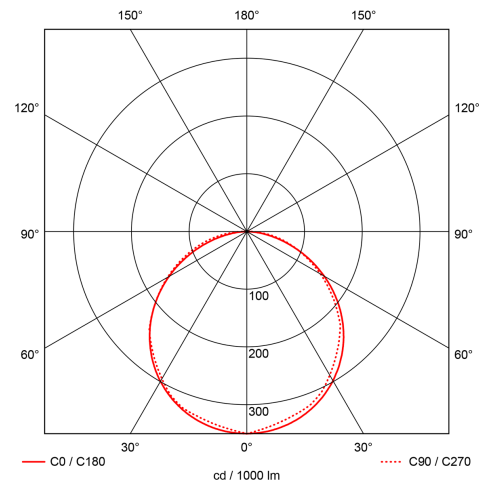


Lighting Solutions

Panel



SPECIFICATIONS	
Lightsource Type:	LED (built in)
System Power [W]:	36W
CCT (Color Temperature):	4000K
CRI / Ra:	80
Lumen Output:	4399lm
Lumen LED (tc=25):	4900lm
Beam Angle:	110°
Lens (Diffuser):	Opal
Dimming:	Depending on Driver
System Voltage [V]:	230V 50Hz
Connection:	EPN0024
Mounting:	Recessed, Ceiling
Lifetime [h]:	L80B50: 100 000h
Lumen/W:	122lm/W
Color:	White
Length [mm]:	295mm
Height [mm]:	8,6mm
Width [mm]:	1195mm
Weight [kg]:	2,6kg



Panel LED is a light fixture for interior use. It is constructed for fitting in to suspended ceilings. Panel LEDs can be installed as a pendant or mounted on ceiling surfaces. The Panel LED has an opal or micro prismatic diffuser. Choose between ON/OFF, Phase-Cut or DALI2 (CLO, Corridor, Push dim and Ready2mains) driver. See accessories for detailed information.