



## FDV SPEC SHEET

Seta Mini

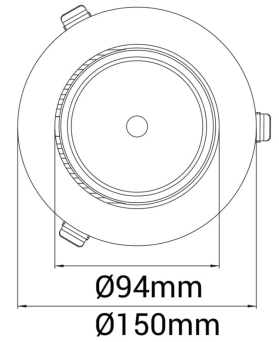
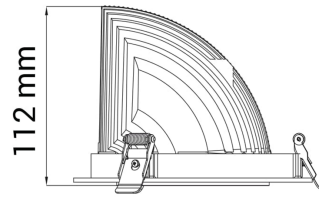
Art. no: 30310-6-20-3




Lighting Solutions



 140mm



## Seta Mini



Art. no: 30310-6-20-3

### LIGHT TECHNICAL

Lightsource Type:	LED (built in)
Lumen Output:	3458
Lumen LED (tc=25):	3850
Beam Angle:	20°
CCT (Color Temperature):	2700
CRI / Ra:	80
Color Code:	827
MacAdam (SDCM):	3
Lens (Diffuser):	Clear

### MOUNTING / CONNECTION

Connection:	18i3 Quick connection
Cut-out [mm]:	140
Mounting:	Ceiling, Recessed

### ELECTRICAL DATA

UGR (<=):	17
Dimming:	None
System Power [W]:	28
System Voltage [V]:	230V 50Hz
Protection Class:	2
Max load pr circuit - B10:	14
Max load pr circuit - B16:	24
Max load pr circuit - C10:	24
Max load pr circuit - C16:	40
Inrush current I <sub>max</sub> [A]:	25
Inrush current time [µs]:	150
Socket / Cap-Base:	N/A
Current Output [mA]:	700
Voltage Forward Min [V]:	30,2
Voltage Forward Max [V]:	41,7



## FDV SPEC SHEET

Seta Mini

Art. no: 30310-6-20-3



*Lighting Solutions*

### PRODUCT

To be recessed in insulation:	Not applicable
Ingress Protection:	IP20
Operating Temperature [°C]:	-
Lifetime [h]:	L80B10: 50.000
Color:	White
Length [mm]:	150
Height [mm]:	112
Width [mm]:	150
Weight [kg]:	0,95