

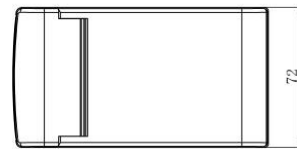
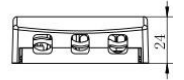

SWITCH TO BRIGHTER FUTURE



Product data sheet: IE-45D

Features

- Independent design
- Dimmable constant current driver
- Low ripple current, flicker-free
- DALI-2 certified
- Configurable constant current output via dip-switch
- Switch-Dim function
- Dimming range 1...100%
- Push wire connections
- Protections: open circuit, short circuit, overload, overtemperature
- SELV equivalent
- Suitable for use in emergency lighting systems
- Suitable for protection class III luminaires
- Protection class II
- Nominal life-time up to 50,000h
- 5-year guarantee



Applications

- Office
- Shop
- Hospitality
- Public areas

Approbations & Certifications

CE, CB, TUV, DALI-2

Housing properties

- Housing material: plastic, white.
- Type of protection IP20

Electrical Specifications

Type		Unit	IE-45D						
INPUT	Nominal voltage	V	220 – 240						
	Nominal frequency	Hz	0 / 50 / 60						
	AC voltage range	V	198 – 264						
	DC voltage range	V	176 - 370						
	Nominal current	A	0.15	0.2	0.23	0.26			
	THD (Full load)	%	≤25			≤15			
	Power factor (Full load)		0.90c			0.95			
	Efficiency (Full load)	%	87						
	NO load	W	≤ 0.5						
	Protection class		II						
	Inrush current(Cold start)	A pk	20(th = 100 μs)						
Max.units per circuit breaker		B10: 23 B16: 37 C10: 46 C16: 74							
OUTPUT	Nominal voltage range	V	25-70	25-70	25-70	25-64	25-56	25-50	21-43
	Maximum voltage(Open Circuit)	Vdc	≤ 80						
	Nominal current	mA	350	500	600	700	800	900	1050
	Current accuracy	%	+/- 5						
	Current ripple 100Hz	%	≤ 20						
	Pst LM		≤ 1						
	SVM		≤ 0.4						
	Nominal power range	W	9-24.5	12.5-35	15-42	17.5-45	20-45	22.5-45	22.5-45
	Maximum power	W	45						
	Galvanic isolation		SELV						
	ENVIRONMENT	Ambient temperature range ta	°C	-20 ...+50					
Maximum case temperature tc		°C	85						
Max. Case temp. In fault condition		°C	110						
Storage temperature range		°C	-20 ...+70						
Relative humidity		%	5 ... 85 (Not condensing)						
Surge transient protection		kV	1 2 (L/N LN/PE acc to. EN 61547 Clause 5.7)						
Environmental rating			Indoor						
IP rating			IP 20						
Mains switching cycles			> 100,000						
Expected lifetime		h	Ta: -20....50°C &Tc: 85°C 50,000 (0.2% / 1'000 h failure rate) Ta: -20....40°C &Tc: 75°C 100,000 (0.2% / 1'000 h failure rate)						
Operating Frequency(Full load)			100-200KHz						

*All parameters NOT specially mentioned are measured at 230VAC input ,rated current and 25°C of ambient temperature

Protections

Overtemperature

Yes

Overload

Yes

No load

Yes

Short-circuit

Yes

Version: Mar 2022

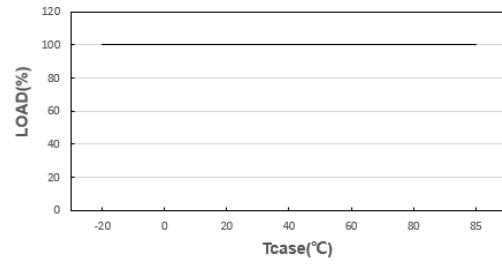
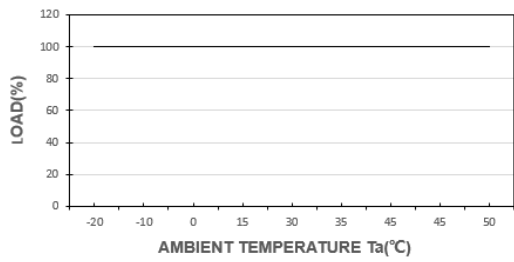
Inputovervoltage

Maximum allowed input voltage 264VAC

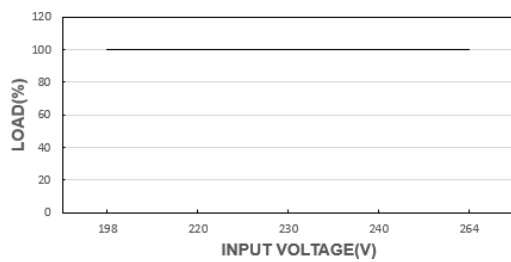
Outputovervoltage

Yes, Limitation of Output voltage <80V

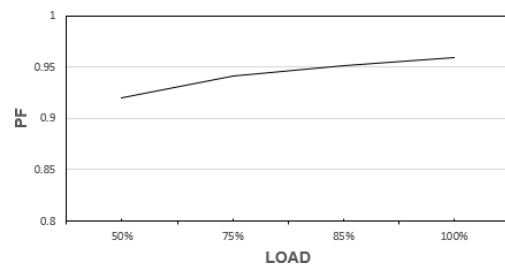
OUTPUT LOAD vs TEMPERATURE



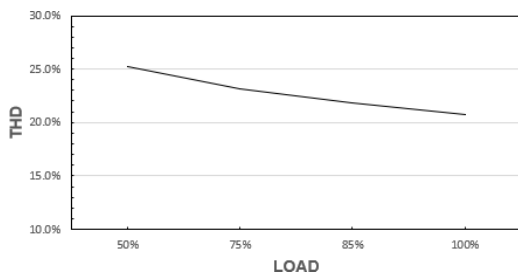
STATIC CHARACTERISTIC



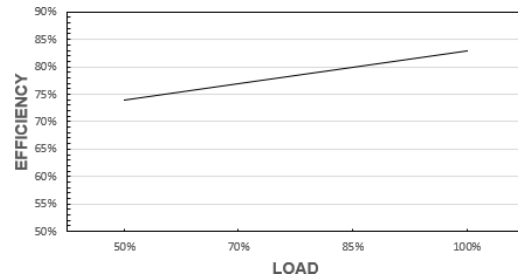
POWER FACTOR (PF) CHARACTERISTIC



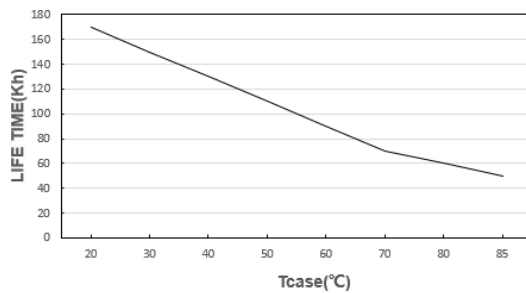
TOTAL HARMONIC DISTORTION (THD)



EFFICIENCY vs LOAD



LIFE TIME



*The graph is for reference only, and the detailed values refer to the parameter table

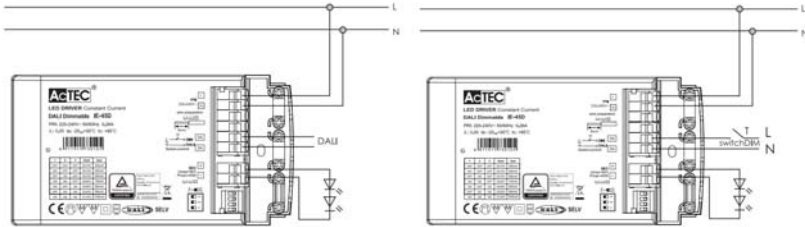
Wiring Diagram

Terminal: Push in terminals

Max. cable length – DALI system: 300 m

Dimensions(LxWxH): 135x72x24 mm

Weight: 180g



PRI

Cablecross-section: 0.5-2.5□/AWG 20-14

Stripping: 8mm

SEC

Cablecross-section: 0.5-2.5□/AWG 20-14

Stripping: 8mm

Hot plug-in or secondary switching of LEDs is not permitted and may cause a very high current to the LEDs.

Remarks

-Touch current: lower than 0.7 mA, according to EN 60598-1 annex. G and EN 61347-1 annex A

Standards

EN 61347-1
EN 61347-2-13
EN62384
EN55015
EN61000-3-2
EN61000-3-3
EN 61547
EN 60598-1
EN62386-101
EN62386-102
EN62386-207
EN 62386-209
IEE1789
(EU) 2019/2020

Manufacturer's address:

No.4, TongfuRoad, Tong'an Industrial Center, Tong'anDistrict, Xiamen, Fujian, China

www.actec.com.cn