



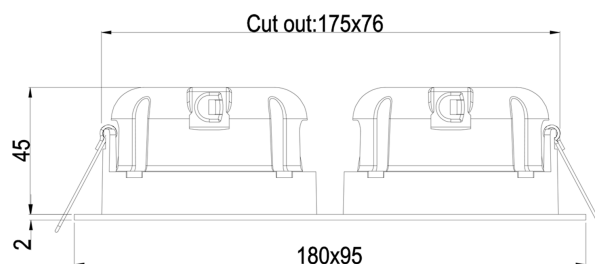

PRODUCT SHEET

Tigrus Square Double 360° Adjustable
Art. no: 27927-D2W-36-2



Tigrus Square Double 360° Adjustable

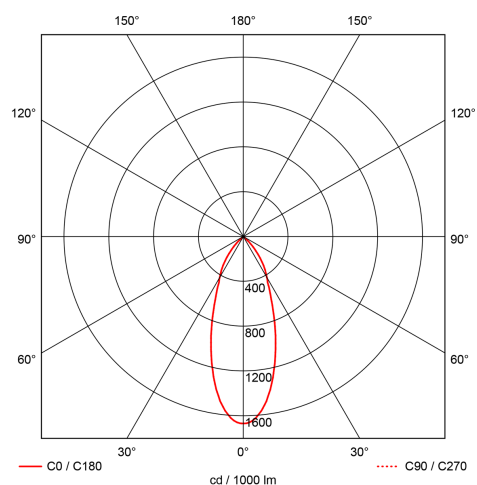
175x76mm



A

SPECIFICATIONS

System Power [W]:	16W
CCT (Color Temperature):	3000-1800K D2W
CRI / Ra:	95
Lumen Output:	1000lm
Lumen LED (tc=25):	1100lm
Beam Angle:	36°
Lens (Diffuser):	Clear
Dimming:	Phase-Cut
Flickerfree:	Yes
System Voltage [V]:	230V 50Hz
Connection:	QuickConnect
Mounting:	Recessed, Ceiling
Cut-out [mm]:	175x76mm
Lumen/W:	63lm/W
MacAdam (SDCM):	3
Color:	Black
Length [mm]:	180mm
Height [mm]:	47mm
Width [mm]:	95mm
To be recessed in insulation:	Yes, recessed in insulation



Tigrus Square Double 360° Rotatable can be mounted directly in insulation. Downlight have CRI>95 and are delivered with 2700K or Dim2Warm. The downlight can be tilted 25° and it's 360° rotatable. The luminaire connects easily without using a screwdriver. Cut-out 175x76mm.