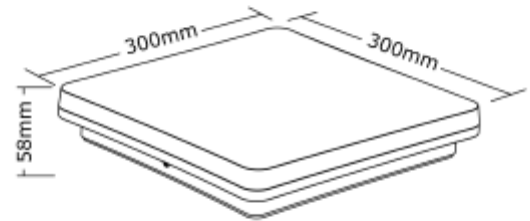
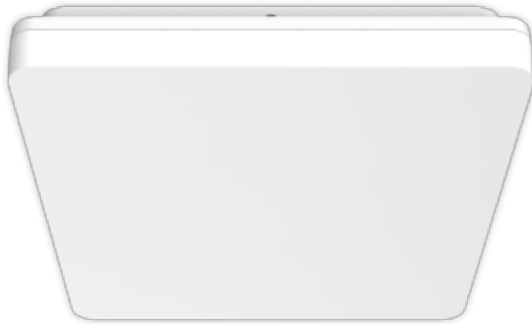





FDV SPEC SHEET

Pollux Square
Art. no: 2115-S-120-3



Pollux Square



Art. no: 2115-S-120-3

LIGHT TECHNICAL

Lightsource Type:	LED (built in)
Lumen LED (tc=25):	2600
Beam Angle:	120
CCT (Color Temperature):	3/4/5700
CRI / Ra:	80
Color Code:	830/840/857
MacAdam (SDCM):	3
Lens (Diffuser):	Opal

MOUNTING / CONNECTION

Connection:	QuickConnect
Mounting:	Surface, Ceiling

ELECTRICAL DATA

Dimming:	Sensor (MW)
Dimming Output Type:	PWM
Standby power Psb (W) <:	0,5
Flicker metric (Pst LM) <:	1
Stroboscopic effect metric (SVM) <:	0,4
System Power [W]:	25
System Voltage [V]:	230V 50Hz
Protection Class:	2
Max load pr circuit - B10:	22
Max load pr circuit - B16:	42
Max load pr circuit - C10:	26
Max load pr circuit - C16:	42
Leakage current [mA]:	0,75
Inrush current Imax [A]:	18,4
Inrush current time [µs]:	20
Socket / Cap-Base:	N/A



FDV SPEC SHEET

Pollux Square

Art. no: 2115-S-120-3



Lighting Solutions

PRODUCT

Ingress Protection:	IP54
Impact Protection:	IK10
Lifetime [h]:	L80B50: 50 000
Color:	White
Length [mm]:	300
Height [mm]:	58
Width [mm]:	300