



FDV SPEC SHEET

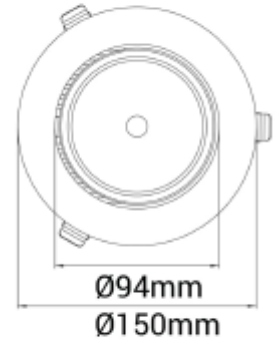
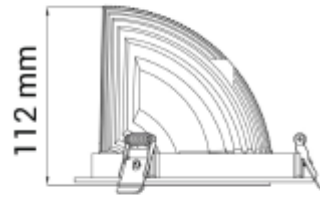
Seta Mini

Art. no: 30325-6-20-2




Lighting Solutions

 140mm



Seta Mini



Art. no: 30325-6-20-2

LIGHT TECHNICAL

Lightsource Type:	LED (built in)
Lumen Output:	2852
Lumen LED (tc=25):	3100
Beam Angle:	20°
CCT (Color Temperature):	Arctic White
CRI / Ra:	95
Color Code:	Arctic White
MacAdam (SDCM):	3
Lens (Diffuser):	Clear

MOUNTING / CONNECTION

Connection:	18i3 Quick connection
Cut-out [mm]:	Ø140
Mounting:	Recessed, Ceiling

ELECTRICAL DATA

UGR (<=):	16
Dimming:	None
System Power [W]:	28
System Voltage [V]:	230V 50Hz
Protection Class:	2
Max load pr circuit - B10:	14
Max load pr circuit - B16:	24
Max load pr circuit - C10:	24
Max load pr circuit - C16:	40
Inrush current I _{max} [A]:	25
Inrush current time [µs]:	150
Socket / Cap-Base:	N/A
Current Output [mA]:	700
Voltage Forward Min [V]:	30,2
Voltage Forward Max [V]:	41,7



FDV SPEC SHEET

Seta Mini

Art. no: 30325-6-20-2



Lighting Solutions

PRODUCT

To be recessed in insulation:	Not applicable
Ingress Protection:	IP20
Lifetime [h]:	L80B10: 100 000
Color:	Black
Length [mm]:	150
Height [mm]:	112
Width [mm]:	150
Weight [kg]:	0,95