



FDV SPEC SHEET

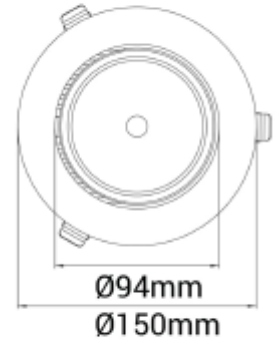
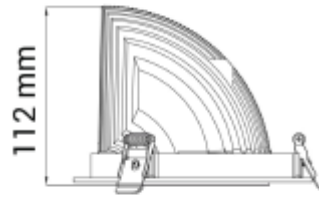
Seta Mini

Art. no: 30326-6-20-2-DDD




Lighting Solutions

 140mm



Seta Mini



Art. no: 30326-6-20-2-DDD

LIGHT TECHNICAL

Lightsource Type:	LED (built in)
Lens (Diffuser):	Clear

MOUNTING / CONNECTION

Connection:	18i3 Quick connection
Cut-out [mm]:	Ø140
Mounting:	Recessed, Ceiling

PRODUCT

To be recessed in insulation:	Not applicable
Ingress Protection:	IP20
Lifetime [h]:	L80B10: 100 000
Length [mm]:	150
Height [mm]:	112
Width [mm]:	150
Weight [kg]:	0,95

ELECTRICAL DATA

Dimming:	None
System Voltage [V]:	230V 50Hz
Protection Class:	2
Max load pr circuit - B10:	14
Max load pr circuit - B16:	24
Max load pr circuit - C10:	24
Max load pr circuit - C16:	40
Inrush current I _{max} [A]:	25
Inrush current time [µs]:	150
Socket / Cap-Base:	N/A
Current Output [mA]:	700