



## FDV SPEC SHEET

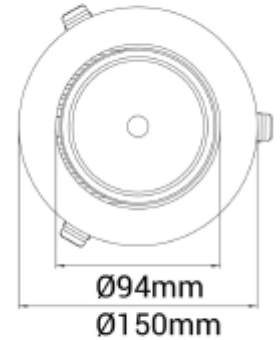
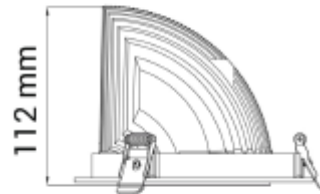
Seta Mini

Art. no: 30326-6-20-3




Lighting Solutions

 140mm



# Seta Mini



Art. no: 30326-6-20-3

### LIGHT TECHNICAL

Lightsource Type:	LED (built in)
Lumen Output:	1996
Lumen LED (tc=25):	2200
Beam Angle:	20°
CCT (Color Temperature):	Fresh Food
CRI / Ra:	80
Color Code:	Fresh Food
MacAdam (SDCM):	4
Lens (Diffuser):	Clear

### MOUNTING / CONNECTION

Connection:	18i3 Quick connection
Cut-out [mm]:	Ø140
Mounting:	Recessed, Ceiling

### ELECTRICAL DATA

UGR (<=):	15
Dimming:	None
System Power [W]:	28
System Voltage [V]:	230V 50Hz
Protection Class:	2
Max load pr circuit - B10:	14
Max load pr circuit - B16:	24
Max load pr circuit - C10:	24
Max load pr circuit - C16:	40
Inrush current I <sub>max</sub> [A]:	25
Inrush current time [µs]:	150
Socket / Cap-Base:	N/A
Current Output [mA]:	700
Voltage Forward Min [V]:	30,2
Voltage Forward Max [V]:	41,7



## FDV SPEC SHEET

Seta Mini

Art. no: 30326-6-20-3



*Lighting Solutions*

### PRODUCT

To be recessed in insulation:	Not applicable
Ingress Protection:	IP20
Lifetime [h]:	L80B10: 100 000
Color:	White
Length [mm]:	150
Height [mm]:	112
Width [mm]:	150
Weight [kg]:	0,95