



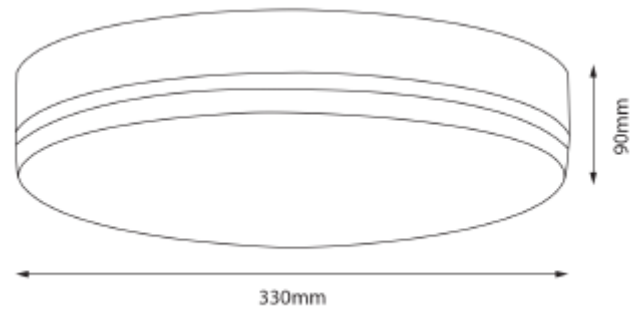
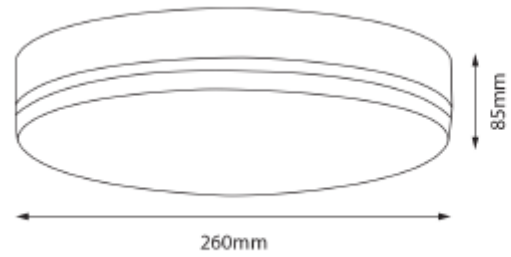
FDV SPEC SHEET

Caph


Art. no: 9035-120-3



Lighting Solutions



Caph



Art. no: 9035-120-3

LIGHT TECHNICAL

Lightsource Type:	LED (built in)
Lumen Output:	2665
Lumen LED (tc=25):	2700
Beam Angle:	120°
CCT (Color Temperature):	3/4/5700
CRI / Ra:	80
Color Code:	830/840/857
Lens (Diffuser):	Opal

MOUNTING / CONNECTION

Connection:	QuickConnect
Mounting:	Surface, Ceiling

ELECTRICAL DATA

Dimming:	None
System Power [W]:	24
System Voltage [V]:	230V 50Hz
Protection Class:	2
Max load pr circuit - B10:	48
Max load pr circuit - B16:	76
Max load pr circuit - C10:	48
Max load pr circuit - C16:	76
Leakage current [mA]:	0,75
Inrush current I _{max} [A]:	31,2
Inrush current time [µs]:	27,6
Socket / Cap-Base:	N/A



FDV SPEC SHEET

Caph

Art. no: 9035-120-3



Lighting Solutions

PRODUCT

Ingress Protection:	IP20
Impact Protection:	IK08
Lifetime [h]:	L80B10: 100 000
Color:	White
Height [mm]:	90
Width [mm]:	330
Weight [kg]:	0,84
Housing Material :	Polycarbonate
Diffuser Material:	Polycarbonate