



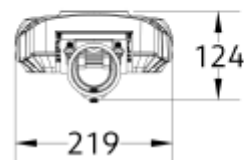
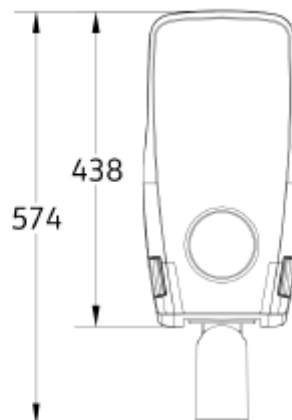
FDV SPEC SHEET

Montana S

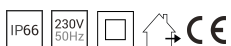
Art. no: 103030-40-BV-1



67%



Montana S



Art. no: 103030-40-BV-1

LIGHT TECHNICAL

Lightsource Type:	LED (built in)
Lumen Output:	5600
Lumen LED (tc=25):	6160
Beam Angle:	143°*65°
CCT (Color Temperature):	3000
CRI / Ra:	70
Color Code:	730
MacAdam (SDCM):	5
Lens (Diffuser):	PMMA

MOUNTING / CONNECTION

Connection:	Cable 8m
Cut-out [mm]:	n/a
Mounting:	Mast Ø60-76



FDV SPEC SHEET

Montana S

Art. no: 103030-40-BV-1



PRODUCT		ELECTRICAL DATA	
Ingress Protection:	IP66	Dimming:	None
Impact Protection:	IK08	Flickerfree:	Yes
Corrosion Class:	C4	Standby power Psb (W) <:	0,5
Wind force (EPA) [m2] at 0°:	0,11	Flicker metric (Pst LM) <:	0,007
Operating Temperature [°C]:	-40 - 50	Stroboscopic effect metric (SVM) <	0,005
Lifetime [h]:	L80B10: 100 000	System Power [W]:	40
Color:	Grey	System Voltage [V]:	230V 50Hz
RAL:	Pantone8403C	Protection Class:	2
Length [mm]:	574	Max load pr circuit - B10:	4
Height [mm]:	124	Max load pr circuit - B16:	7
Width [mm]:	219	Max load pr circuit - C10:	8
Diameter [mm]:	76	Max load pr circuit - C16:	12
Weight [kg]:	5,2	Leakage current [mA]:	0,7
Housing Material :	Aluminium	Inrush current Imax [A]:	46,4
Diffuser Material:	PMMA	Inrush current time [µs]:	352
Material 2:	Driver	Socket / Cap-Base:	N/A
		Current Output [mA]:	64.9
		Voltage Forward Min [V]:	21,7
		Voltage Forward Max [V]:	22,2
		Emergency light [h]:	No Emergency light
		Emergency light testing:	N/A