




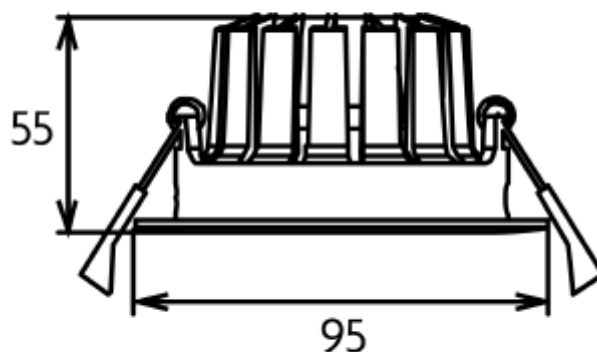
## FDV SPEC SHEET

Acrux Adjustable

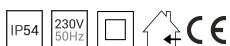
Art. no: 2102-36-3



 82-88mm



## Acrux Adjustable



Art. no: 2102-36-3

### LIGHT TECHNICAL

Lightsource Type:	LED (built in)
Lumen Output:	654
Lumen LED (tc=25):	650
Beam Angle:	36°
CCT (Color Temperature):	2700
CRI / Ra:	90
Color Code:	927
MacAdam (SDCM):	3
Lens (Diffuser):	Clear

### MOUNTING / CONNECTION

Connection:	QuickConnect
Cut-out [mm]:	Ø82-Ø88
Mounting:	Recessed, Ceiling

### ELECTRICAL DATA

Dimming:	Phase-Cut
Dimming Phasecut Type:	Leading / Trailing edge
System Power [W]:	10
System Voltage [V]:	230V 50Hz
Protection Class:	2
Max load pr circuit - B10:	35
Max load pr circuit - B16:	56
Max load pr circuit - C10:	74
Max load pr circuit - C16:	118
Leakage current [mA]:	0,7
Inrush current I <sub>max</sub> [A]:	5
Inrush current time [µs]:	100
Socket / Cap-Base:	N/A
Current Output [mA]:	230
Voltage Forward Min [V]:	32
Voltage Forward Max [V]:	38



## FDV SPEC SHEET

Acrux Adjustable

Art. no: 2102-36-3



PRODUCT	
To be recessed in insulation:	No
Ingress Protection:	IP54
Impact Protection:	IK06
Lifetime [h]:	L80B10: 100 000
Color:	White
RAL:	RAL9016
Height [mm]:	55
Width [mm]:	95