



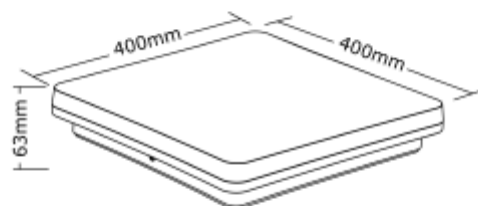
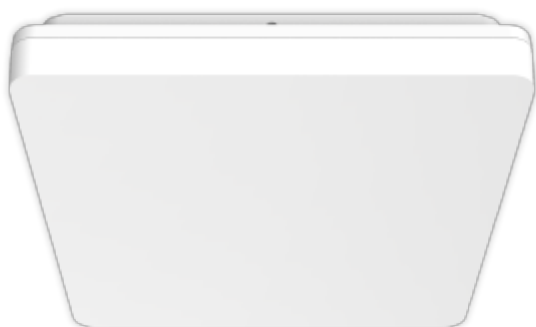
PRODUCT SHEET

Pollux Square

Art. no: 2116-120-3

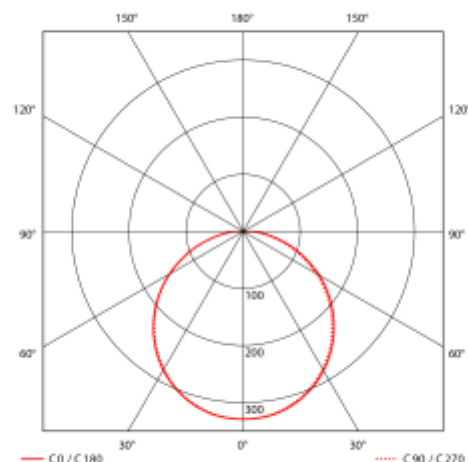


Pollux Square



SPECIFICATIONS

Lightsource Type:	LED (built in)
System Power [W]:	30W
CCT (Color Temperature):	3/4/5700
CRI / Ra:	80
Lumen Output:	3400(4000K)lm
Lumen LED (tc=25):	3700lm
Beam Angle:	120
Lens (Diffuser):	Opal
Dimming:	None
System Voltage [V]:	230V 50Hz
Connection:	QuickConnect
Mounting:	Ceiling, Surface
Lifetime [h]:	L80B50: 50 000h
Lumen/W:	113lm/W
MacAdam (SDCM):	3
Color:	White
Length [mm]:	400mm
Height [mm]:	63mm
Width [mm]:	400mm



Pollux is a surface mounted ceiling light that adopts high lumen SMD LED, fire-rated PC diffuser with even light output. IP54 waterproof structural design, it's an ideal replacement for wet locations. Comes with a switch option between 3000K(default), 4000K and 5700K. Quickconnect for easy installation. All data is based on 4000K.

Micro wave option available.