



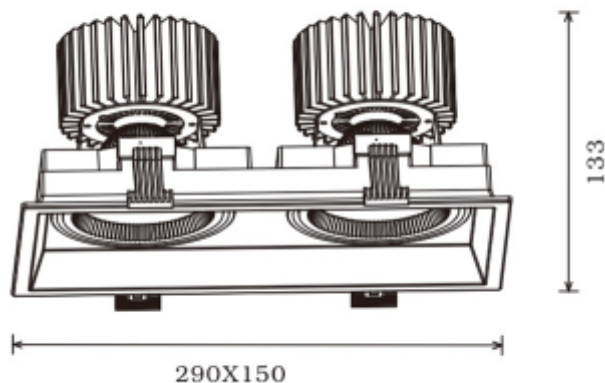

Quadro Double

Art. no: 75201-20-2

NORLUX®

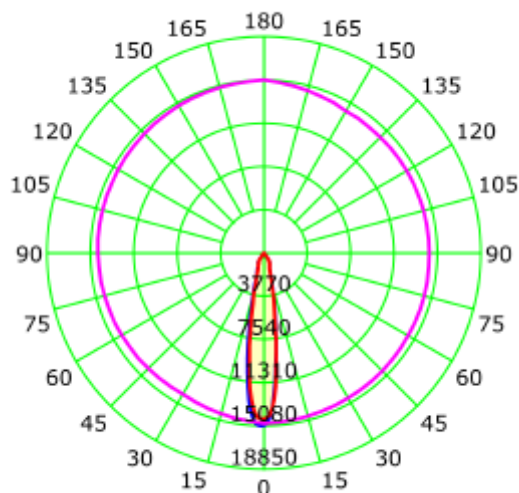
Lighting Solutions

Quadro Double



SPECIFICATIONS

| | |
|-------------------------------|-----------------------|
| System Power [W]: | 2x33W |
| CCT (Color Temperature): | 3000K |
| CRI / Ra: | 90 |
| Lumen LED (tc=25): | 7500lm |
| Beam Angle: | 20° |
| Lens (Diffuser): | Clear |
| Dimming: | None |
| System Voltage [V]: | 230V 50Hz |
| Connection: | 18i3 Quick connection |
| Mounting: | Ceiling |
| Cut-out [mm]: | 280x140mm |
| Lifetime [h]: | L80B10: 50.000h |
| MacAdam (SDCM): | 3 |
| Color: | Black |
| Length [mm]: | 290mm |
| Height [mm]: | 133mm |
| Width [mm]: | 150mm |
| Weight [kg]: | 2kg |
| To be recessed in insulation: | No |



Quadro, a new downlight available in a single and a double version. The Quadro combines the design details from track mounted spotlights with those of downlights. This will make a very nice design element in premises where one needs both track mounted and recessed fixtures.