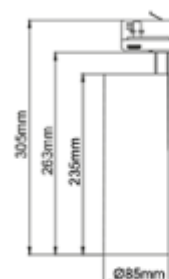
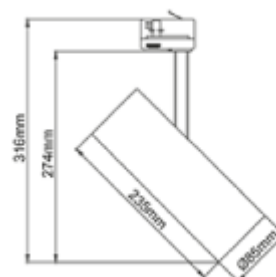
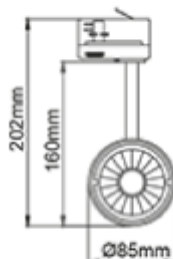




FDV SPEC SHEET

Silindir Maxi
Art. no: 1005-6-30-2-ddd



Silindir Maxi



A⁺

Art. no: 1005-6-30-2-ddd

LIGHT TECHNICAL

Lightsource Type:	LED (built in)
Lumen Output:	2836
Lumen LED (tc=25):	3400
Beam Angle:	30°
CCT (Color Temperature):	3000
CRI / Ra:	90
Color Code:	930
MacAdam (SDCM):	3
Lens (Diffuser):	Clear

MOUNTING / CONNECTION

Connection:	Track 3-Circuit+dim
Mounting:	Track, Ceiling

ELECTRICAL DATA

Dimming:	DALI
System Power [W]:	28
System Voltage [V]:	230V 50Hz
Protection Class:	1
Max load pr circuit - B10:	21
Max load pr circuit - B16:	34
Max load pr circuit - C10:	35
Max load pr circuit - C16:	57
Leakage current [mA]:	0,7
Inrush current I _{max} [A]:	18
Inrush current time [μs]:	250
Socket / Cap-Base:	N/A
Current Output [mA]:	700
Voltage Forward Min [V]:	29,2
Voltage Forward Max [V]:	41,6



FDV SPEC SHEET

Silindir Maxi
Art. no: 1005-6-30-2-ddd



PRODUCT	
Ingress Protection:	IP20
Lifetime [h]:	L80B10: 60 000
Color:	Black
Height [mm]:	305
Width [mm]:	85
Weight [kg]:	1,3