



## PRODUCT SHEET

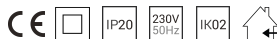
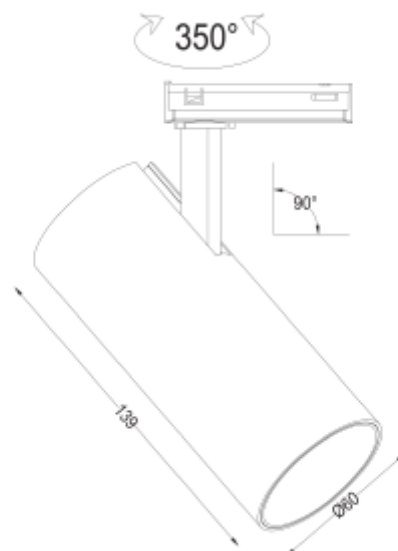
Cylinder 60 G2

Art. no: 102261-D2W-36-3-p

# NORLUX®

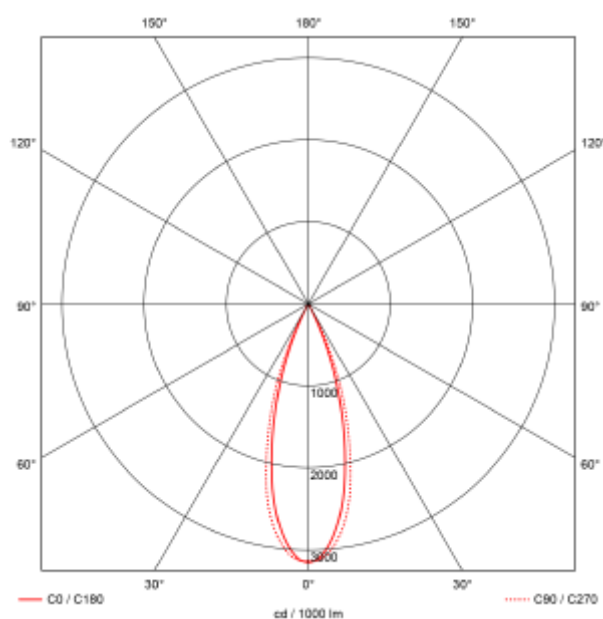
Lighting Solutions

## Cylinder 60 G2



### SPECIFICATIONS

Lightsource Type:	LED (built in)
System Power [W]:	15W
CCT (Color Temperature):	1800-3000K TW
Preset CCT (Color Temperature):	1800-3000K TWK
CRI / Ra:	95
Lumen Output:	800lm
Lumen LED (tc=25):	1150lm
Beam Angle:	36
Lens (Diffuser):	Clear
Dimming:	Phase-Cut
Flickerfree:	Yes
System Voltage [V]:	230V 50Hz
Connection:	Track 3-Circuit
Mounting:	Track
Lifetime [h]:	L80: 100 000h
UGR (<=):	19
Lumen/W:	57lm/W
MacAdam (SDCM):	3
Color:	White
Length [mm]:	130mm
Height [mm]:	130mm
Diameter [mm]:	60mm
Weight [kg]:	0,525kg
Emergency light [h]:	No Emergency light
Emergency light testing:	N/A



Cylinder 60 G2 is an elegant and modern spotlight, designed to deliver high light output and exceptional color rendering in various environments. With a diameter of 60mm and length of 130mm, this spotlight is both discreet and efficient. Available with beam angles of 15°, 25°, or 36° and color temperatures of 2700K, 3000K, or Dim 2 Warm (3000-1800K). CRI90 ensures excellent color rendering. Equipped with phase-cut dimming. Made of powder-coated aluminum, Cylinder 60 G2 is ideal for use in bedrooms, cafes, cabins, hotels, kitchens, and homes. The built-in driver in the sleek fixture housing provides a clean and modern appearance, while the spotlight can be tilted up to 90° and rotated 350° around its own axis for optimal adjustability. This makes Cylinder 60 perfect for both private and commercial environments.