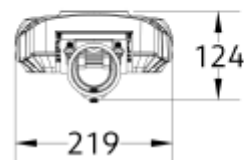
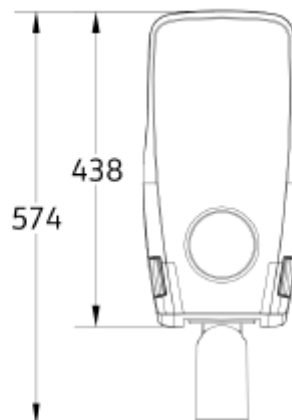




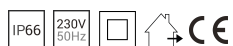
FDV SPEC SHEET

Montana S

Art. no: 103020-20-GS-1



Montana S



Art. no: 103020-20-GS-1

LIGHT TECHNICAL

Lightsource Type:	LED (built in)
Lumen Output:	2800
Lumen LED (tc=25):	3080
Beam Angle:	156°*54°
CCT (Color Temperature):	3000
CRI / Ra:	70
Color Code:	730
MacAdam (SDCM):	5
Lens (Diffuser):	PMMA

MOUNTING / CONNECTION

Connection:	Cable 6m
Cut-out [mm]:	n/a
Mounting:	Mast Ø60-76



FDV SPEC SHEET

Montana S

Art. no: 103020-20-GS-1



PRODUCT		ELECTRICAL DATA	
Ingress Protection:	IP66	Dimming:	None
Impact Protection:	IK08	Flickerfree:	Yes
Corrosion Class:	C4	Standby power Psb (W) <:	0,5
Wind force (EPA) [m2] at 0°:	0,11	Flicker metric (Pst LM) <:	0,008
Surge Protection:	L-N = 6KV	Stroboscopic effect metric (SVM) <	0,008
Operating Temperature [°C]:	-40 - 50	System Power [W]:	20
Lifetime [h]:	L80B10: 100 000	System Voltage [V]:	230V 50Hz
Color:	Grey	Protection Class:	2
RAL:	Pantone8403C	Max load pr circuit - B10:	4
Length [mm]:	574	Max load pr circuit - B16:	7
Height [mm]:	124	Max load pr circuit - C10:	7
Width [mm]:	219	Max load pr circuit - C16:	12
Diameter [mm]:	76	Leakage current [mA]:	0,7
Weight [kg]:	4,9	Inrush current Imax [A]:	30,2
Housing Material :	Aluminium	Inrush current time [µs]:	328
Diffuser Material:	PMMA	Socket / Cap-Base:	N/A
Material 2:	Driver	Current Output [mA]:	43.1
		Voltage Forward Min [V]:	21,7
		Voltage Forward Max [V]:	22,2
		Emergency light [h]:	No Emergency light
		Emergency light testing:	N/A