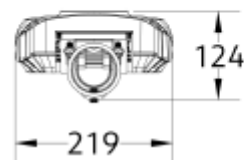
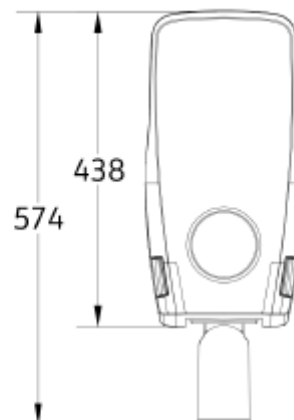


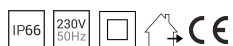


FDV SPEC SHEET

Montana S
Art. no: 103030-40-GS-1



Montana S



Art. no: 103030-40-GS-1

LIGHT TECHNICAL

Lightsource Type:	LED (built in)
Lumen Output:	5600
Lumen LED (tc=25):	6160
Beam Angle:	156°*54°
CCT (Color Temperature):	3000
CRI / Ra:	70
Color Code:	730
MacAdam (SDCM):	5
Lens (Diffuser):	PMMA

MOUNTING / CONNECTION

Connection:	Cable 8m
Cut-out [mm]:	n/a
Mounting:	Mast Ø60-76



FDV SPEC SHEET

Montana S

Art. no: 103030-40-GS-1



PRODUCT	
Ingress Protection:	IP66
Impact Protection:	IK08
Corrosion Class:	C4
Wind force (EPA) [m2] at 0°:	0,11
Surge Protection:	L-N = 6KV
Operating Temperature [°C]:	-40 - 50
Lifetime [h]:	L80B10: 100 000
Color:	Grey
RAL:	Pantone8403C
Length [mm]:	574
Height [mm]:	124
Width [mm]:	219
Diameter [mm]:	76
Weight [kg]:	5,2
Housing Material :	Aluminium
Diffuser Material:	PMMA
Material 2:	Driver

ELECTRICAL DATA	
Dimming:	None
Flickerfree:	Yes
Standby power Psb (W) <:	0,5
Flicker metric (Pst LM) <:	0,007
Stroboscopic effect metric (SVM) <	0,005
System Power [W]:	40
System Voltage [V]:	230V 50Hz
Protection Class:	2
Max load pr circuit - B10:	4
Max load pr circuit - B16:	7
Max load pr circuit - C10:	8
Max load pr circuit - C16:	12
Leakage current [mA]:	0,7
Inrush current Imax [A]:	46,4
Inrush current time [µs]:	352
Socket / Cap-Base:	N/A
Current Output [mA]:	64.9
Voltage Forward Min [V]:	21,7
Voltage Forward Max [V]:	22,2
Emergency light [h]:	No Emergency light
Emergency light testing:	N/A