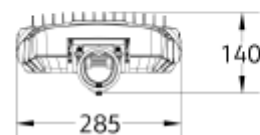
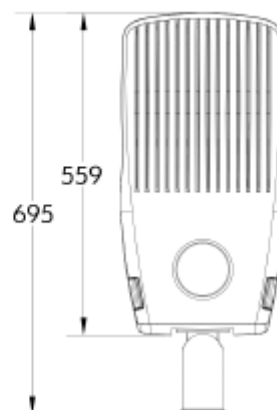


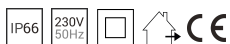


## FDV SPEC SHEET

Montana L  
Art. no: 103050-150-IBV-1



# Montana L



Art. no: 103050-150-IBV-1

### LIGHT TECHNICAL

Lightsource Type:	LED (built in)
Lumen Output:	21000
Lumen LED (tc=25):	23100
Beam Angle:	47.7°*83.2°°
CCT (Color Temperature):	3000
CRI / Ra:	70
Color Code:	730
MacAdam (SDCM):	5
Lens (Diffuser):	PMMA

### MOUNTING / CONNECTION

Connection:	Cable 8m
Cut-out [mm]:	n/a
Mounting:	Mast



## FDV SPEC SHEET

Montana L  
Art. no: 103050-150-IBV-1



PRODUCT		ELECTRICAL DATA	
Ingress Protection:	IP66	Dimming:	None
Impact Protection:	IK08	Flickerfree:	Yes
Corrosion Class:	C4	Standby power Psb (W) <:	0,5
Wind force (EPA) [m2] at 0°:	0,17	Flicker metric (Pst LM) <:	0,007
Surge Protection:	L-N = 6KV	Stroboscopic effect metric (SVM) <	0,025
Operating Temperature [°C]:	-40 - 50	System Power [W]:	150
Lifetime [h]:	L80B10: 100 000	System Voltage [V]:	230V 50Hz
Color:	Grey	Protection Class:	2
RAL:	Pantone8403C	Max load pr circuit - B10:	4
Length [mm]:	695	Max load pr circuit - B16:	7
Height [mm]:	140	Max load pr circuit - C10:	8
Width [mm]:	285	Max load pr circuit - C16:	13
Diameter [mm]:	76	Leakage current [mA]:	0,7
Weight [kg]:	8,2	Inrush current Imax [A]:	90,5
Housing Material :	Aluminium	Inrush current time [µs]:	196
Diffuser Material:	PMMA	Socket / Cap-Base:	N/A
Material 2:	Driver	Current Output [mA]:	95.6
		Voltage Forward Min [V]:	21,7
		Voltage Forward Max [V]:	22,2
		Emergency light [h]:	No Emergency light