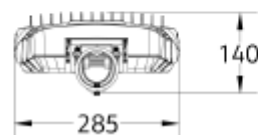
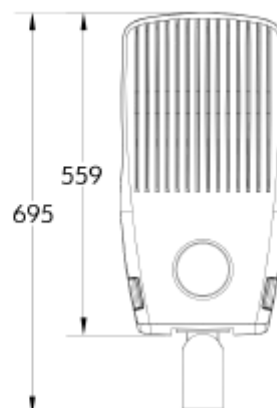


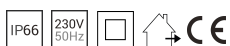


## FDV SPEC SHEET

Montana L  
Art. no: 103051-120-GS-1



# Montana L



Art. no: 103051-120-GS-1

### LIGHT TECHNICAL

Lightsource Type:	LED (built in)
Lumen Output:	18000
Lumen LED (tc=25):	19800
Beam Angle:	156°*54°
CCT (Color Temperature):	3000K/4000K
CRI / Ra:	70
Color Code:	730/740
MacAdam (SDCM):	5
Lens (Diffuser):	PMMA

### MOUNTING / CONNECTION

Connection:	Cable 12m
Cut-out [mm]:	n/a
Mounting:	Mast



## FDV SPEC SHEET

Montana L

Art. no: 103051-120-GS-1



PRODUCT	
Ingress Protection:	IP66
Impact Protection:	IK08
Corrosion Class:	C4
Wind force (EPA) [m2] at 0°:	0,17
Surge Protection:	L-N = 6KV
Operating Temperature [°C]:	-40 - 50
Lifetime [h]:	L80B10: 100 000
Color:	Grey
RAL:	Pantone8403C
Length [mm]:	695
Height [mm]:	140
Width [mm]:	285
Diameter [mm]:	76
Weight [kg]:	8,8
Housing Material :	Aluminium
Diffuser Material:	PMMA
Material 2:	Driver

ELECTRICAL DATA	
Dimming:	None
Flickerfree:	Yes
Standby power Psb (W) <:	0,5
Flicker metric (Pst LM) <:	0,02
Stroboscopic effect metric (SVM) <	0,029
System Power [W]:	120
System Voltage [V]:	230V 50Hz
Protection Class:	2
Max load pr circuit - B10:	5
Max load pr circuit - B16:	8
Max load pr circuit - C10:	9
Max load pr circuit - C16:	14
Leakage current [mA]:	0,7
Inrush current Imax [A]:	93
Inrush current time [µs]:	172
Socket / Cap-Base:	N/A
Current Output [mA]:	106.5
Voltage Forward Min [V]:	21,7
Voltage Forward Max [V]:	22,2
Emergency light [h]:	No Emergency light