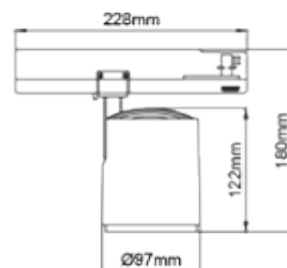
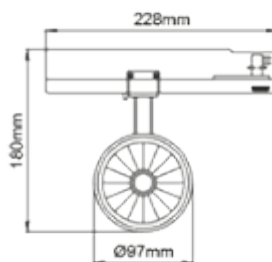




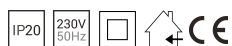
## FDV SPEC SHEET

Lobus BI

Art. no: 7016-7-30-2



## Lobus BI



Art. no: 7016-7-30-2

### LIGHT TECHNICAL

Lightsource Type:	LED (built in)
Lumen Output:	2356
Lumen LED (tc=25):	2600
Beam Angle:	30°
CRI / Ra:	80
MacAdam (SDCM):	3
Lens (Diffuser):	Clear

### MOUNTING / CONNECTION

Connection:	Track 3-Circuit
Mounting:	Track, Ceiling

### ELECTRICAL DATA

Dimming:	None
System Power [W]:	30
System Voltage [V]:	230V 50Hz
Protection Class:	2
Max load pr circuit - B10:	30
Max load pr circuit - B16:	50
Max load pr circuit - C10:	50
Max load pr circuit - C16:	85
Inrush current I <sub>max</sub> [A]:	5
Inrush current time [μs]:	50
Socket / Cap-Base:	N/A
Current Output [mA]:	800
Voltage Forward Min [V]:	33,3
Voltage Forward Max [V]:	36,3



## FDV SPEC SHEET

Lobus BI

Art. no: 7016-7-30-2



PRODUCT	
Ingress Protection:	IP20
Operating Temperature [°C]:	0 - 35
Lifetime [h]:	L80B10: 100 000
Color:	Black
Length [mm]:	228
Height [mm]:	180
Width [mm]:	97
Weight [kg]:	0,841
Housing Material :	Aluminium