



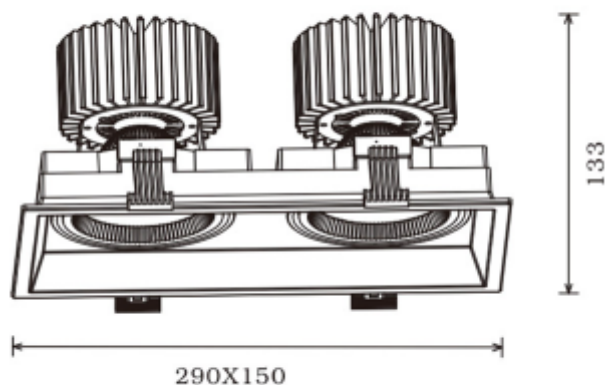

Quadro Double

Art. no: 75201-20-2

NORLUX®

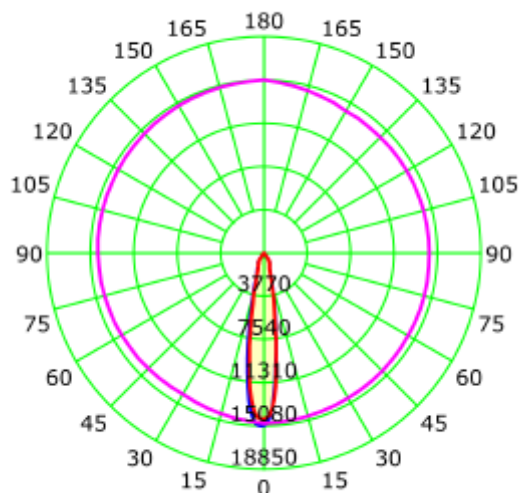
Lighting Solutions

Quadro Double



SPECIFICATIONS

System Power [W]:	2x33W
CCT (Color Temperature):	3000K
CRI / Ra:	90
Lumen LED (tc=25):	7500lm
Beam Angle:	20°
Lens (Diffuser):	Clear
Dimming:	None
System Voltage [V]:	230V 50Hz
Connection:	18i3 Quick connection
Mounting:	Ceiling
Cut-out [mm]:	280x140mm
Lifetime [h]:	L80B10: 50.000h
MacAdam (SDCM):	3
Color:	Black
Length [mm]:	290mm
Height [mm]:	133mm
Width [mm]:	150mm
Weight [kg]:	2kg
To be recessed in insulation:	No



Quadro, a new downlight available in a single and a double version. The Quadro combines the design details from track mounted spotlights with those of downlights. This will make a very nice design element in premises where one needs both track mounted and recessed fixtures.