



PRODUCT SHEET

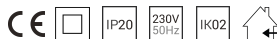


Benu Slim Office Pullswitch

Art. no: 102521-140-3

NORLUX®

Lighting Solutions

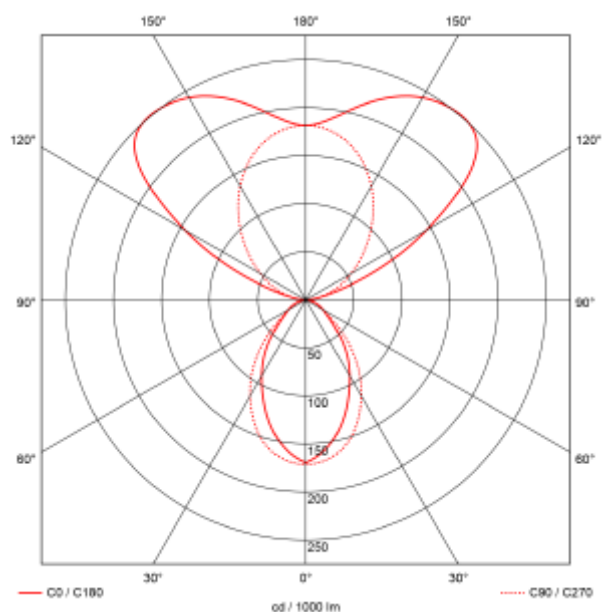
Benu Slim Office Pullswitch



E

SPECIFICATIONS

Lightsource Type:	LED (built in)
System Power [W]:	50W
CCT (Color Temperature):	3000K
CRI / Ra:	90
Lumen Output:	7145lm
Lumen LED (tc=25):	8216.75lm
Beam Angle:	120° / 80°
Lens (Diffuser):	Micropris.
Dimming:	DALI2
Flickerfree:	Yes
System Voltage [V]:	230V 50Hz
Connection:	18i3 with 2.7m cable
Mounting:	Suspended, Pendant, Ceiling
Lifetime [h]:	L80B10: 100 000h
Lumen/W:	140lm/W
UGR (<=):	19
MacAdam (SDCM):	3
Through-wiring (mm2):	3x0,75
Color:	White
Length [mm]:	1206mm
Height [mm]:	70mm
Width [mm]:	35mm
Weight [kg]:	1,95kg



Benu Slim is ideal for offices, meeting rooms, and other workspaces that require good lighting. With an impressive color rendering index (CRI) of 90 and a warm color temperature of 3000K, this LED luminaire creates a comfortable atmosphere. With a luminous flux of 7800lm and an efficiency of 138 lm/W, it provides powerful and energy-efficient lighting. The product has a length of 1200mm, width of 35mm, height of 70mm, and an IP rating of IP20, making it suitable for office spaces.