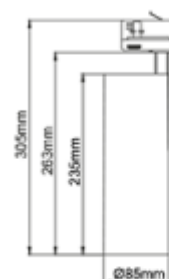
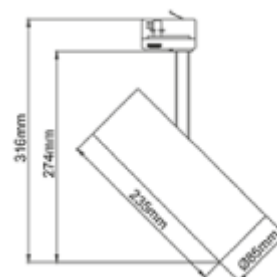
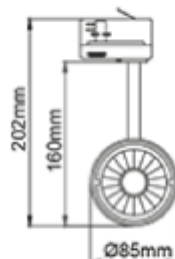




FDV SPEC SHEET

Silindir Maxi
Art. no: 1005-7-30-3-ddd



Silindir Maxi



A⁺

Art. no: 1005-7-30-3-ddd

LIGHT TECHNICAL

| | |
|--------------------|----------------|
| Lightsource Type: | LED (built in) |
| Lumen LED (tc=25): | 3350 |
| Beam Angle: | 30° |
| CRI / Ra: | 95 |
| Color Code: | 935 |
| MacAdam (SDCM): | 3 |
| Lens (Diffuser): | Clear |

MOUNTING / CONNECTION

| | |
|-------------|-----------------|
| Connection: | Track 3-Circuit |
| Mounting: | Track, Ceiling |

PRODUCT

| | |
|---------------------|----------------|
| Ingress Protection: | IP20 |
| Lifetime [h]: | L80B10: 60 000 |
| Color: | Corten |
| Height [mm]: | 305 |
| Width [mm]: | 85 |
| Weight [kg]: | 1,3 |

ELECTRICAL DATA

| | |
|--------------------------------------|-----------|
| Dimming: | DALI |
| System Power [W]: | 27 |
| System Voltage [V]: | 230V 50Hz |
| Protection Class: | 1 |
| Max load pr circuit - B10: | 14 |
| Max load pr circuit - B16: | 24 |
| Max load pr circuit - C10: | 24 |
| Max load pr circuit - C16: | 40 |
| Inrush current I _{max} [A]: | 25 |
| Inrush current time [μs]: | 150 |
| Socket / Cap-Base: | N/A |
| Current Output [mA]: | 700 |
| Voltage Forward Min [V]: | 16,7 |
| Voltage Forward Max [V]: | 34,8 |