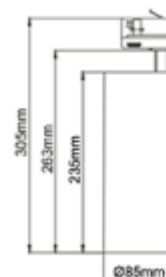
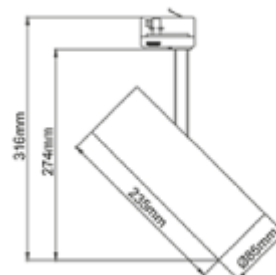
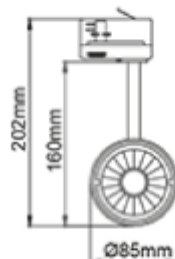




FDV SPEC SHEET

Silindir Maxi

Art. no: 1006-7-15-2



Silindir Maxi



A⁺

Art. no: 1006-7-15-2

LIGHT TECHNICAL

Lightsource Type:	LED (built in)
Lumen LED (tc=25):	3350
Beam Angle:	15°
CCT (Color Temperature):	Arctic White
CRI / Ra:	95
Color Code:	935
MacAdam (SDCM):	3
Lens (Diffuser):	Clear

MOUNTING / CONNECTION

Connection:	Track 3-Circuit
Mounting:	Track, Ceiling

PRODUCT

Ingress Protection:	IP20
Lifetime [h]:	L80B10: 60 000
Color:	Black
Height [mm]:	305
Width [mm]:	85
Weight [kg]:	1,3

ELECTRICAL DATA

Dimming:	None
System Power [W]:	28
System Voltage [V]:	230V 50Hz
Protection Class:	1
Max load pr circuit - B10:	14
Max load pr circuit - B16:	24
Max load pr circuit - C10:	24
Max load pr circuit - C16:	40
Inrush current I _{max} [A]:	25
Inrush current time [μs]:	150
Socket / Cap-Base:	N/A
Current Output [mA]:	700
Voltage Forward Min [V]:	16,7
Voltage Forward Max [V]:	34,8