



## PRODUCT SHEET

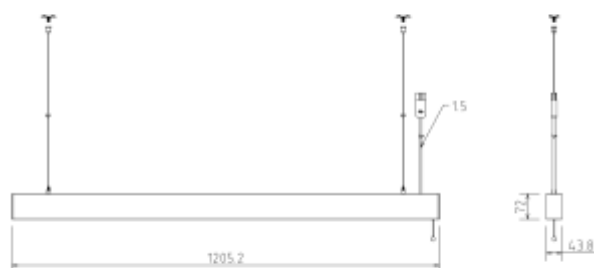
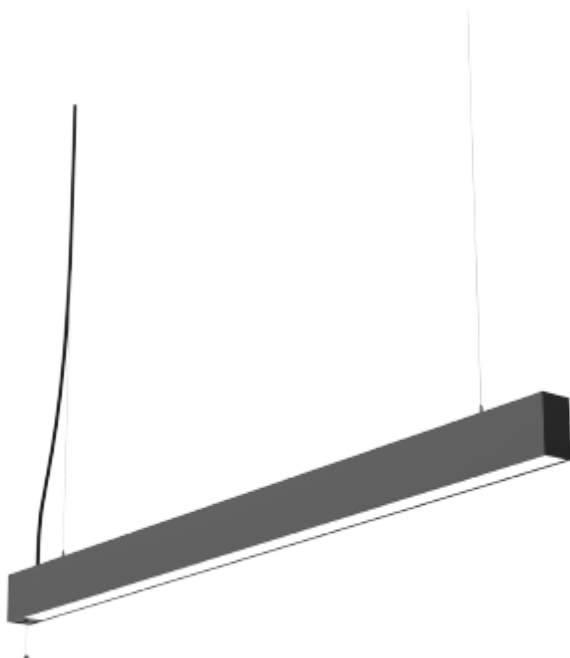
Benu Office Pullswitch

Art. no: 3733-110-2

# NORLUX®

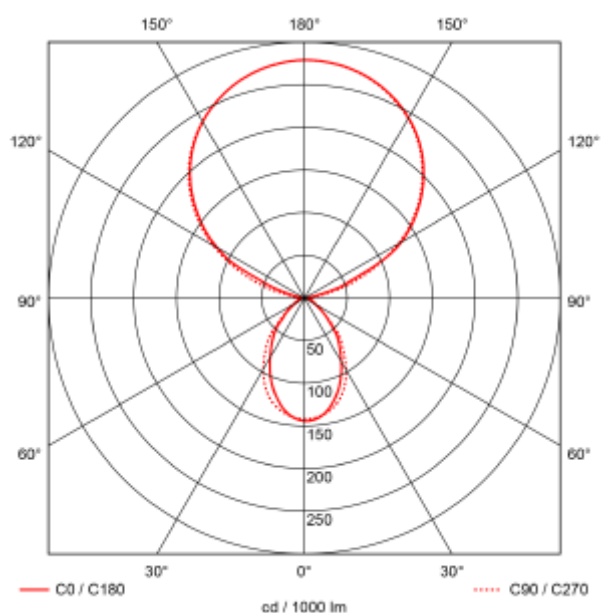
Lighting Solutions

## Benu Office Pullswitch



### SPECIFICATIONS

Lightsource Type:	LED (built in)
System Power [W]:	50W
CCT (Color Temperature):	4000K
CRI / Ra:	90
Lumen Output:	5200lm
Lumen LED (tc=25):	7000lm
Beam Angle:	110° / 75°
Lens (Diffuser):	Micropris.
Dimming:	DALI2
Flickerfree:	Yes
System Voltage [V]:	230V 50Hz
Connection:	18i3 Quick connection
Mounting:	Suspended, Pendant, Ceiling
Lifetime [h]:	L80: 100 000h
Lumen/W:	108lm/W
UGR (<=):	19
MacAdam (SDCM):	3
Color:	White
Length [mm]:	1205mm
Height [mm]:	72mm
Width [mm]:	44mm
Weight [kg]:	2,5kg



Benu is a linear LED luminaire with up- and down light for pending down in indoor areas. UGR19 and dimmable by pulling the rope.

18i3 connection, 1500mm wire and t-profile bracket are included.