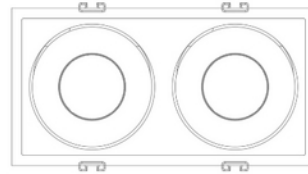
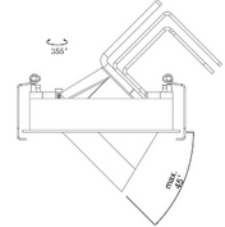
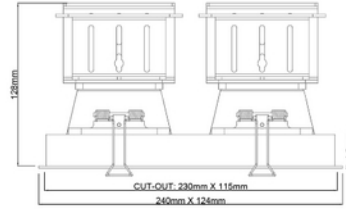


**PRODUCT DATA SHEET**

Sophia Square Double 2x2900lm 930 2x28W 36° BK w/o driver  
 Art.no: 3575-2-36-2

*Lighting Solutions*

## Sophia Square Double 2x2900lm 930 2x28W 36° BK w/o driver



Sophia Square is an elegant and useable downlight, available in single and double version. The downlight can rotate in 355° and 32° tilt. 3000K and CRI90. Driver is not included, please see accessories for recommended driver.

ELECTRICAL DATA	
Protection Class (system)	2
Dimming (system)	Depending on Driver
Voltage (system) [V]	230V 50Hz

TECHNICAL DATA	
IP (system)	IP43
Outdoor	No

**PRODUCT DATA SHEET**

Sophia Square Double 2x2900lm 930 2x28W 36° BK w/o driver

Art.no: 3575-2-36-2

*Lighting Solutions*

PHOTOMETRIC DATA	
CRI / Ra (>=)	90
CCT (Color Temperature) (K)	3000
Color Code	930
Socket / Cap-Base	N/A
Lens (Diffuser)	Clear
UGR (<=)	10

DIMENSIONS	
Length (product) (mm)	239.0
Width (product) (mm)	125.0
Height (product) (mm)	128.0

MATERIALS AND SURFACES	
Color	Black

INSTALLATION AND CONNECTION	
Areas of use	Generally, Hotel, Restaurant, Shop
Mounting	Recessed, Ceiling
Connection (system)	Depending on driver

ENERGY AND CERTIFICATIONS	
CE mark	Yes
Energy Efficiency Class	A++ - A