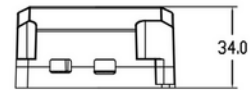

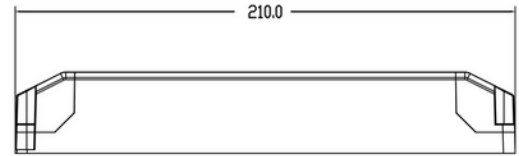


**PRODUCT DATA SHEET**

Driver 24V cv 100W Phasecut IP20 AcTec

Art.no: DIM24-100

*Lighting Solutions*

## Driver 24V cv 100W Phasecut IP20 AcTec



ELECTRICAL DATA	
Protection Class (system)	2
Dimming (system)	Phase-Cut
Voltage (system) [V]	230V 50Hz

TECHNICAL DATA	
IP (system)	IP20
Outdoor	No

DRIVER	
Manufacturer (driver)	AcTEC
Protection Class (driver)	2
Flicker metric (Pst LM) <	1.0
Stroboscopic effect metric (SVM) <	0.4

**PRODUCT DATA SHEET**

Driver 24V cv 100W Phasecut IP20 AcTec

Art.no: DIM24-100

*Lighting Solutions*

<b>DRIVER</b>	
Max Output Voltage (V)	24
Dimming (driver)	Phase-Cut
Dimming Minimum Level (%)	1.0
Dimming Phasecut Type	Leading / Trailing edge
Dimming output type	PWM
IP (driver)	IP20
Expected Lifetime (driver) (h)	50000
Constant current or voltage (CC or CV)	CV
CV (driver) [V]	24
Output Current Tolerance (%)	5.0
Current Ripple (%)	30.0
Max load pr circuit - B10	3
Max load pr circuit - B16	5
Max load pr circuit - C10	7
Max load pr circuit - C16	11
Max load pr circuit - C20	14
Leakage current (mA)	0.7
Inrush current time ( $\mu$ s)	300.0
Inrush current I <sub>max</sub> (A)	50.0

<b>DIMENSIONS</b>	
Length (product) (mm)	210.0
Width (product) (mm)	67.0
Height (product) (mm)	34.0
Weight (product) (kg)	0.24

<b>ENERGY AND CERTIFICATIONS</b>	
CE mark	Yes